



»» Commercial card adoption linked to increased supplier payment integration and cashflow efficiency.



Top Index performers

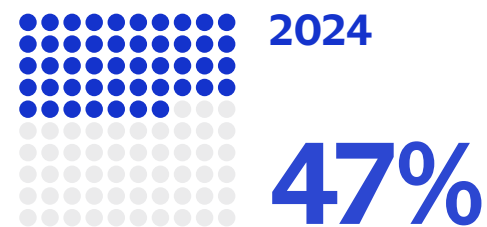
Top-performing agriculture Growth Corporates achieved **\$6.8 million** in bottom-line benefits from reduced interest, inventory carrying costs and supplier discounts, on average.

For more Index details see here.

Working capital efficiency

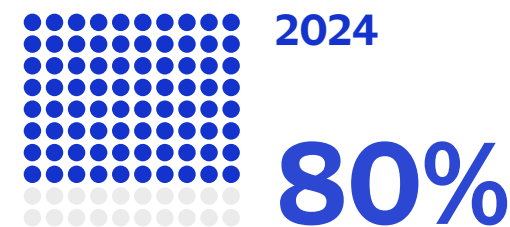
The share of suppliers integrated in payment systems increased by 21%.

Share of suppliers integrated in payment systems



Change since 2023: **+21%**

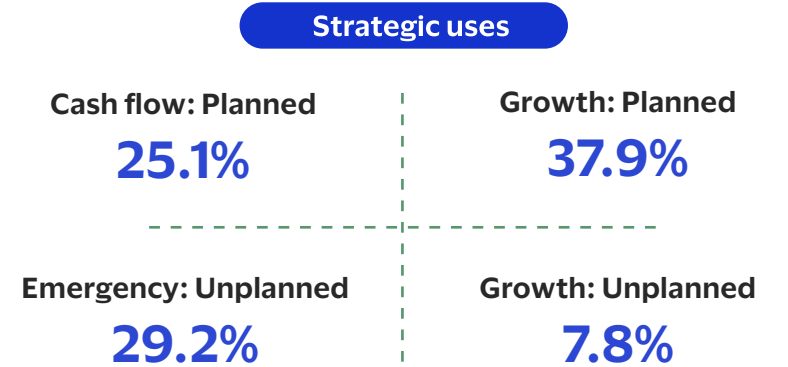
Share using at least one working capital solution



Change since 2023: **+15%**

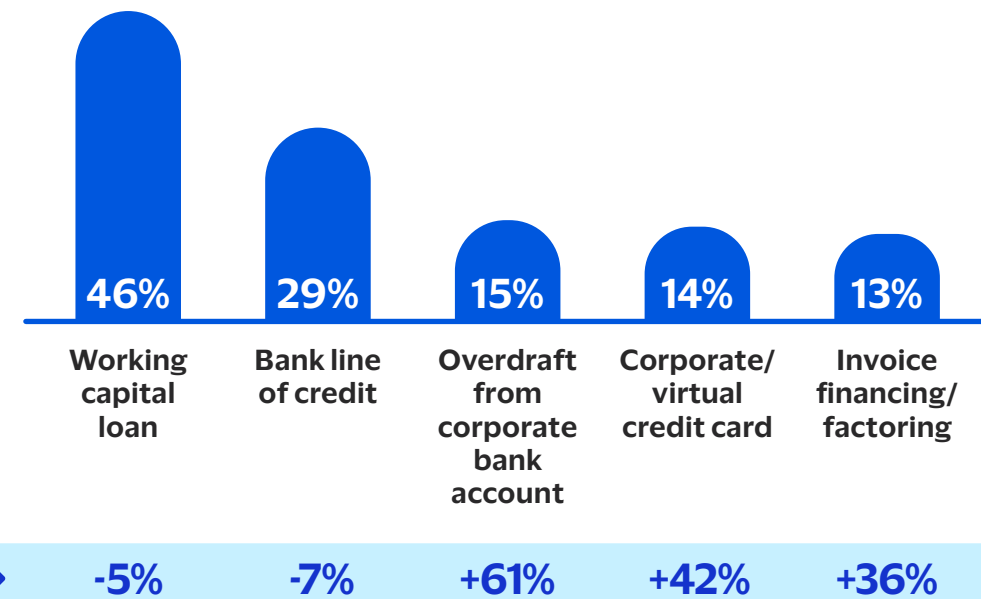
Strategic versus tactical usage

Sixty-three percent of agriculture Growth Corporates used working capital solutions for planned growth initiatives and cash flow management.



Tactical uses

The top five solutions used



The Growth Corporates Working Capital Index  
—  
2024-2025



Wish list

Agriculture Growth Corporates need real-time financial analysis dashboards integrated within their accounting systems.



Change since 2023



-5%

-7%

+61%

+42%

+36%